



**San Gabriel Valley
Cactus & Succulent Society**

COMMUNIQUE

An Affiliate of the Cactus & Succulent Society of America, Inc.

March 2012 - Volume 45, Number 3

**MARCH MEETING:
Thursday,
March 8 at 7:30 pm**

Meetings are held on the
2nd Thursday of the month
at **7:30 pm** in **AYERS HALL**,
Los Angeles County Arboretum,
Arcadia.

Mini-Show Plants:

CACTUS:
**Turbinocarpus, Pediocactus,
Sclerocactus**

SUCCULENT:
Pelargonium, Monsonia

Study Group:

Study group will meet on Wednesday,
March 21st in the Palm Room,
Los Angeles County Arboretum at
7:30 pm. The topic will be:

Aloe

Material in the **COMMUNIQUE** publication may be reprinted by nonprofit organizations (unless such permission is expressly denied in a note accompanying the material) provided proper credit is given to the SGVCCS and the author, and that one copy of the publication containing the reprinted material is sent to the editor. Reproduction in whole or part by any other organization or publication without the permission of the publisher is prohibited.

President's Message

AYERS HALL - AYERS HALL. Do I have your attention? We will begin meeting in Ayers Hall from now on. For those who don't know the names, that's where we have the Show & Sale. It will be a wonderful change for the club. The much larger venue will afford everyone a better opportunity to take in the education and opportunities that each meeting presents.

We need your help! Several of us will gather at 5:30, before the meeting to get the room set up. About 4 men will be needed to push the library up from its current location. We will leave it in the room where the chairs and table live in Ayers Hall.

We need a person with some artistic talent. What we'd like to do is paint our logo in large form on both sides of the library, to try to make sure that other people using Ayers Hall know that the library does not belong to them.

One of our members, Cody Howard, is the recipient of a CSSA grant to research *Ledebouria* species in the northern part of Namibia. It is really not enough money to take the trip, so he is doing some alternate fund raising. Xeric Growers (where Kelly Griffin makes his hybrids) has donated some plants that Cody will have for sale at the meeting, so please help him out. I am also suggesting to the Board of

(continued on page 2)

In This Issue

President's Message	1
January Mini-Show Results	2
This Month's Program	2
Club Bulletin Board	3
Welcome New Members	3
Study Group	3
Plants Of The Month	4
Book Review	6
One in a Million!	6
Calendar of Upcoming Events	7

January Mini-Show Results

Ferocactus, Echinocactus

Novice

1st Peter Claridge	<i>Ferocactus glaucescens</i>
2nd Peter Claridge	<i>Ferocactus chrysacanthus</i>
3rd Daniel Veelik	<i>Echinocactus grusonii</i>

Intermediate

1st Rita Gerlach	<i>Echinocactus grusonii</i>
2nd Barbara Hall	<i>Ferocactus chrysacanthus</i>
3rd C & C Arakaki	<i>Ferocactus viscaianensis</i>

Open

1st John Matthews	<i>Echinocactus horizonthalonius</i>
-------------------	--------------------------------------

Winter-growing Mesembs

Novice

1st John Martinez	<i>Titanopsis schwantesii</i> x <i>calcareo</i>
2nd Efren Flores	<i>Phyllobolus prasinus</i>
3rd John Martinez	<i>Aloinopsis malherbii</i>

Intermediate

1st Tom Vermilion	<i>Ihlenfelotia vanzsliei</i>
2nd Tom Vermilion	<i>Conophytum uviformae</i>
2nd Barbara Hall	<i>Conophytum obscurum</i> ssp. <i>sponsaliosum</i>
3rd Barbara Hall	<i>Conophytum reconditum</i> ssp. <i>reconditum</i>

Open

1st John Matthews	<i>Sceletium</i>
2nd John Matthews	<i>Conophytum mimimum</i> "Wittbergense"
3rd Tom Glavich	<i>Conophytum obcordellum</i> "Unsprung"



Aloinopsis schooneesii
in Hemenway backyard
habitat

President's Message (cont'd. from page 1)

Directors that the club help him out financially.

We had our first Board of Directors meeting of 2012 and I am happy to report that the club is sound fiscally and that we are looking forward to a great year.

See you at the meeting!

Buck Hemenway

This Month's Program

NAMIBIA

A dry place in a wet time 2011

Presented by: Woody Minnich

Namibia is one of the driest regions in the world. Some of these areas are only sustained by the seasonal nightly fogs. Due to these unique conditions, many of the world's most unique plants and animals can be found here.

Namibia had an extreme summer rain fall this last January thru April 2011. Our objectives were to visit this amazing country in this unusually wet time when the plants and scenery may be different than might normally be experienced. From Windhoek we took a giant clockwise loop to the south and then did the same from Windhoek to the North.

I took over 10,000 photos, and a few have found their way into this presentation. Be prepared to see the trip of a life time and the total of Namibia, edited of course!



Be sure to take a look at the Club's website at www.sgvcss.com. Thanks to Gunnar Eisel for managing our website. If you wish to receive your **COMMUNIQUE** on-line please notify the editor at yvonne@pricklypalace.com.

Plants Of The Month

Enter your specimen plants in our monthly mini-show. It will help you prepare for the real shows and give you an additional opportunity to show others your pride and joy. If you don't have any of these species of plants you can learn about them at the meeting.

CACTUS OF THE MONTH —

Turbinicarpus, Pediocactus, Sclerocactus

Turbinicarpus is a small (but growing) genus of small plants from Northeastern and Central Mexico. It is one of several closely related genera, *Neolloydia*, *Gymnocactus*, and *Strombocactus* being the ones most frequently mentioned. In many books, some of the plants listed below will appear as either *Neolloydia* or *Gymnocactus*. The exact relation of these genera is still being worked out and the disagreements between botanists are substantial. New species have been discovered and named in the past decade; seeds and plants of these are just becoming available.



Pediocactus simpsoni in habitat at the Quilomene/Whisky Dick Wilderness Area in Eastern Washington State

Pediocactus is a small genus of cacti confined to the Rocky Mountains and Great Plains. They are mostly high altitude plants, and are intolerant of warm nights. They are difficult to grow in Southern California. All the species are endangered due to over collection.

Sclerocactus is another small genus of cacti confined to the Western United States and Northern Mexico. They are all hard to propagate and hard to keep alive in cultivation. All the species are endangered due to over-collection.

Pediocactus and *Sclerocactus* are sometimes available as grafted plants. In Southern California, this is the easiest way to keep them alive, but they never will get the appearance they will in habitat.

All of the *Turbinicarpus* species are worth growing. They are all small, most full sized in collections at an inch or two. A few will clump readily, and make impressive show specimens, as shown below, but still

remain manageable. A collection of all the species and varieties could easily fit on a table top.

Turbinicarpus have large tuberous roots, which are their primary food and water storage source in times of drought. Over much of their habitat, rain falls during the summer, and growth is most rapid during this period. They can take lots of heat.



Turbinicarpus beguinii ssp *zaragozae*

Turbinicarpus are fairly easy to grow as long as attention is paid to their life cycle. They are dormant in winter from November through mid March. As they exit dormancy water should be given sparingly. If

too much water and fertilizer are given early in the growth cycle it is easy to split the skin of the plant. Once growth is established (April and after) water freely. During very hot weather in the summer, the plants sometimes go dormant again for a short period.



Turbinicarpus pseudomacrochele ssp *pseudomacrochele*

Tom Glavich, March 2012

SUCCULENT OF THE MONTH —

Pelargonium and Monsonia

Pelargonium and *Sarcocaulon* are two succulent genera of the Geraniaceae family. *Sarcocaulon* is native to South Africa and Namibia, and *Pelargonium* is centered there, but with outlier species appearing as far away as Kenya, Yemen and Turkey. Almost all the succulent species come from South Africa or Namibia.

Pelargoniums are mostly winter growing succulents. They are dormant in the summer, and at

that time some look like dead sticks. Most species are very easy to grow as long as attention is paid to providing an environment very similar to their South African home. Some species, such as *P. echinatum* and *P. triste* are tolerant enough to be naturalized in the ground in Southern California when given good drainage and protected from summer watering. Many species will not go dormant if watered all summer, but the plant health and appearance both suffer.

Sarcocaulon is a small genus of about 14 species. All *Sarcocaulon* have been moved into *Monsonia*, although it is still not clear if they will stay there. Growing conditions for *Sarcocaulon* are identical to those for *Pelargonium*.

The potting mix for *Pelargoniums* and *Sarcocaulons* should be well drained, with only small amounts of organic matter. Fertilizer should be applied sparingly, and only during good (bright and warm) growing weather. A potting mix recommended by Michael Vassar is 50% pumice, 35% washed builders sand and 15% leaf mold based planter mix. Many growers use straight pumice with good results. Plants growing under these conditions will stay compact, have thick leaves, and a healthy appearance. A well grown *Pelargonium* will have leaves that appear to float near thick, rugged stems. If given too much water and fertilizer, they will grow leggy, and the leaves will become soft, large and droopy. Plants grown hard will be healthier, and better able to survive hot summers undamaged. All *Pelargoniums* need pruning to maintain size and shape. Pinching new growth will make the plants bushy, and develop good trunk structure.

Many are self fertile, and seed is easily collected after flowering. Most are promiscuous, and garden hybrids are easily produced if more than one species is in flower at a time. Seed collected in the spring and planted in late September to November germinates quickly, and will have an entire winter to grow before going dormant during the summer.

Favorite species include:


Pelargonium alternans gets thick grey-green branched stems quickly. The leaves are scented, with the scent varying from clone to clone, varying from apple to soap to various indescribable and unpleasant odors. The oils that give the scent keep most grazing animals from eating the leaves.

Pelargonium auritum v. *carneum* is a geophytic species, disappearing entirely when dormant.

Pelargonium crithmifolium is a species that gets fat and shrubby. It's a fast grower.

Pelargonium echinatum has leaves that look like and are scented like the common geranium. It has small flowers that rise above the leaves on a long branched peduncle. Flower colors vary from white to purple, with dark centers and appear over several months.

Pelargonium ellaphiae is a geophytic species, with most of its storage underground. If the top is removed by a grazing animal, the tuber below will resprout to form new plants.



Pelargonium ellaphiae flower

Pelargonium ellaphiae tuber

Pelargonium laxum has leaves similar in appearance to carrot leaves. During active growth they are a dark green, with a narrow white edge that glows in early morning and evening light.

Pelargonium xerophyllum is a stem succulent, with thinner stems than the caudiciform types described above. The leaves stay close to the stem. It makes a nice bonsai even as a young plant.

Sarcocaulon multifolium. All of the *Sarcocaulons* are wonderful plants. This is just one of the many varieties available. Notice the flower of the *Sarcocaulon* is much rounder than its *Pelargonium* natives.



Sarcocaulon multifolium

Tom Glavich, March 2012

Book Review By: Buck Hemenway

Aloes The Definitive Guide

Authors: Susan Carter, John Lavranos, Len Newton, Colin Walker

Published by Royal Botanic Gardens, Kew and British Cactus & Succulent Society

We've been waiting for 50 years for a revision of Reynolds wonderful monograph on this iconic succulent genus. The waiting is over as we now have this new volume describing the entire genus as we know it. The authors are among the most respected world succulent explorers and this combined effort is a testament to the skills that they possess.


The book groups the species according to growth habit as has become the norm in *Aloe* book publications. While there is some discussion about other possible groupings, such as by habitat region or others, the habit of the plants makes for easy identification by the reader.

There is a wonderful history section covering *Aloes* from the earliest recorded periods in Western Civilization more than 1,500 years ago to the present. A key to the groups makes the organization of the book understandable. Each chapter begins with a detailed breakdown of characteristics of the plants in that group. Illustrations of plant parts, shapes and

definitions in the inside front and back cover makes a visual interpretation of the meanings of those terms understandable.

The authors made no effort to re-organize the genus, using accepted published works as their guide to classification. For example the controversial inclusion of all *Lomatophyllum* species in *Aloe* continues. In addition, there was no effort made to further delineate the classification of the genus with regards to its relationships with other plant families and genera.

The book is a beautiful work that gives students and lovers of the genus an authoritative reference for the foreseeable future.



One in a Million!

Yvonne Hemenway

On our recent trip to Loreto, Mexico (Baja Mexico Sur) Buck and I saw this unbelievable crested *Stenocereus thurberi*. Crests are a rare phenomenon in nature and are an aberration of the apical meristem, or growing tip of a branch. Instead of growing in one direction vertically, the cells get confused and grow horizontally, creating strange and wonderful shapes. Nobody knows why this happens.

owners, at the urging of their local environmentally friendly staff, moved the road and raised it 12 feet to avoid disturbing this plant. Sometimes nature trumps money. Kudos to the construction team at Villa del Palmar!

This cactus was in the way during construction of an access road to a new resort south of Loreto. Instead of bulldozing or moving this huge old specimen, the resort



Calendar of Upcoming Events

March 17, 7:30 am to 5:00 pm — San Gabriel Valley Cactus & Succulent Society Annual Bus Trip will take us to three growers in San Diego County. Bus will leave from the LA Arboretum at 8:00 am sharp. The bus trip is full and we have a waiting list. Cancellations can be made up to and including the March meeting with a full refund. Cancellations after that date should be coordinated with Bill Gerlach at 626-332-8008. A refund will be made if anybody is still on the waiting list.



March 23 and 24, 9:00 am to 5:00 pm — Orange County Cactus and Succulent Society Spring Show & Sale at Anaheim United Methodist Church, 1000 S. State College Blvd., Anaheim, CA. For more information contact Vince Basta at 714-267-4329 or Lori Cox at 562-587-3357.

March 31 and April 1, 9:00 am to 4:00 pm — The Prickly Palace Garden Tour and Plant Sale in the Hemenway gardens, 5890 Grinnell Drive, Riverside, 92509.

April 7 and 8 — South Coast Cactus & Succulent Society Show and Sale, South Coast Botanic Gardens. For information go to www.southcoastcss.org.

May 5 and 6 — Sunset Cactus & Succulent Society Show and Sale, 13650 Mindinao Way, Marina del Ray, CA. For information go to www.sunsetsucculentsociety.org.

May 6, 10:00 am to 3:00 pm — Santa Barbara Cactus & Succulent Society Annual Show and Sale. McKenzie Park in Santa Barbara. Directions at www.sbcactus.org.

Refreshment Signup


Yvonne Hemenway
Richard Roosman
Susan Malinowski



The first three club members who sign up and bring refreshments each month will receive a **FREE** plant as thanks.

2012 Plant-of-the-Month and Study Group Topics

	Cacti of the Month	Succulent of the Month	Study Group
Mar.	Turbinocarpus, Pediocactus, Sclerocactus	Pelargonium, Monsonia	Aloe
Apr.	South American Opuntia	Senecio, Othonna	Spring Seed Workshop
May	Echinocereus	African Pachypodiums	Vegetative Propagation Workshop
June	Gymnocalycium	Agave, Yucca, Nolina	Gymnocalycium
July	Discocactus, Melocactus, Uebelmannia	Gasteria	Staging
Aug.	Favorite Cactus	Favorite Succulent	Astrophytum
Sept.	Hybrids & Cultivars	Hybrids & Cultivars	Photo Tour
Oct.	Ariocarpus	African Euphorbia	Loreto, Mexico Tour
Nov.	Monsters	Monsters	Winter Seed Workshop



COMMUNIQUE

Newsletter of the San Gabriel Valley
Cactus and Succulent Society
c/o Yvonne Hemenway
5890 Grinnell Drive
Riverside, CA 92509

FIRST CLASS MAIL

If you have a cactus or succulent related event that you would like to have announced in the ***COMMUNIQUE***, forward the information to the address below. Please verify the event date. Articles, Notices and Corrections can be sent via email to: yvonne@pricklypalace.com or via mail to: San Gabriel Valley Cactus and Succulent Society Newsletter Editor, c/o Yvonne Hemenway, 5890 Grinnell Drive, Riverside, CA 92509. Material must be received by the last Thursday of the month to be considered for publication in the next issue of the ***COMMUNIQUE***.